PRODUCED BY AN AUTODESK EDUCATIONAL PRODUCT

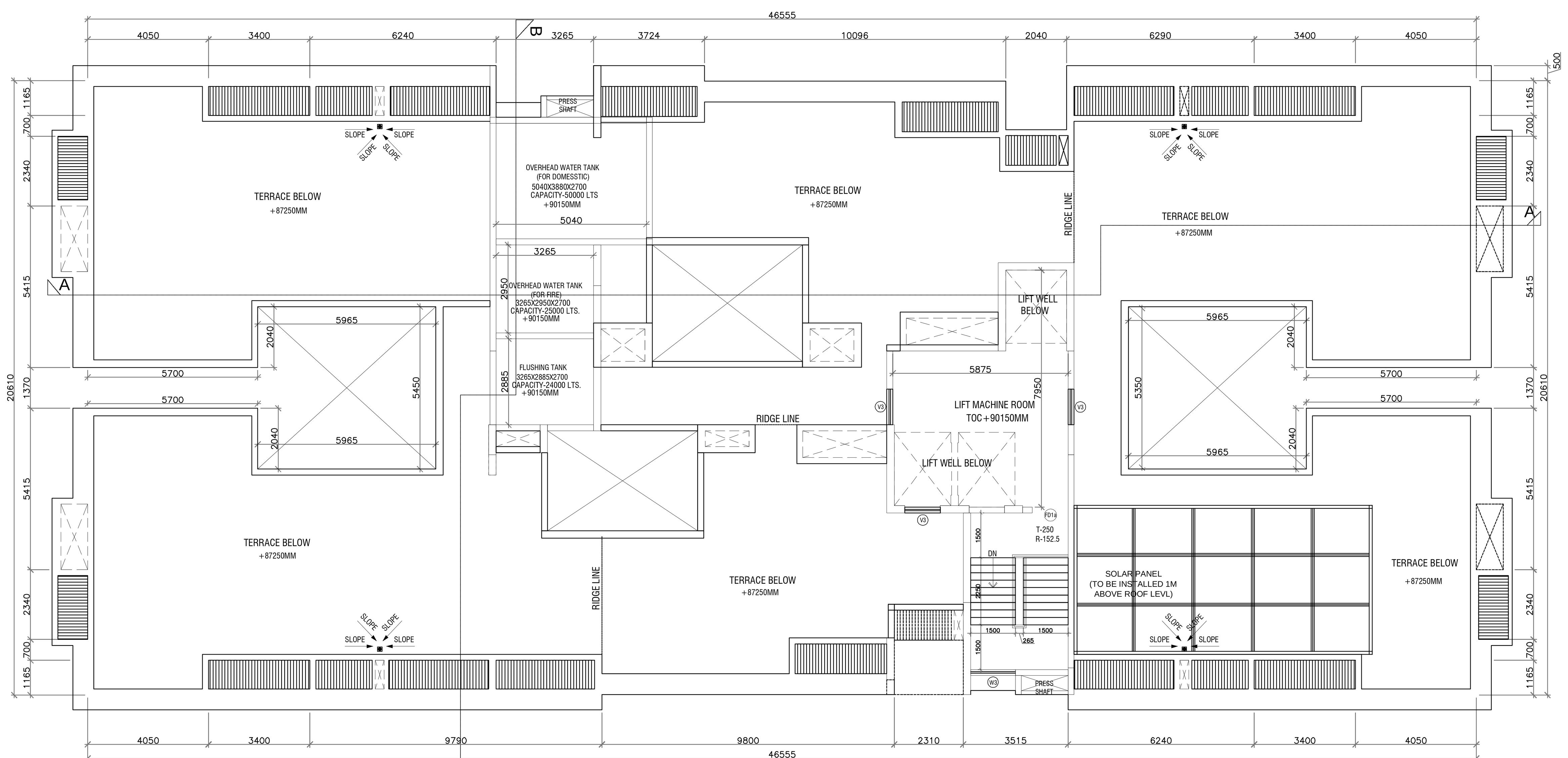

ABOVE ROOF PLAN

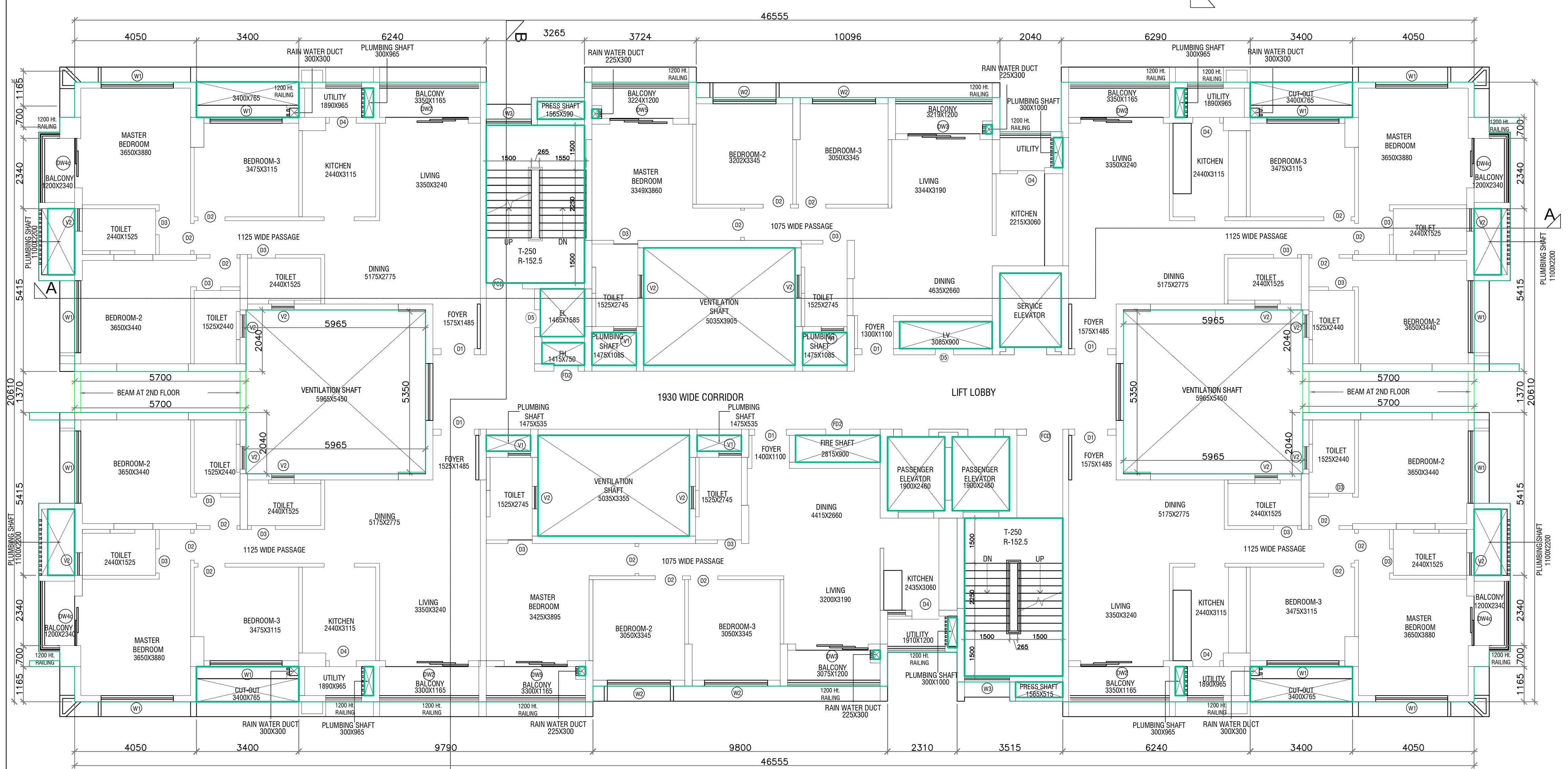

TYPICAL FLOOR PLAN
2ND, 3RD, 4TH,7TH, 8TH, 9TH, 12TH,13TH, 14TH, 17TH,18TH, 19TH,22ND,23RD & 24TH

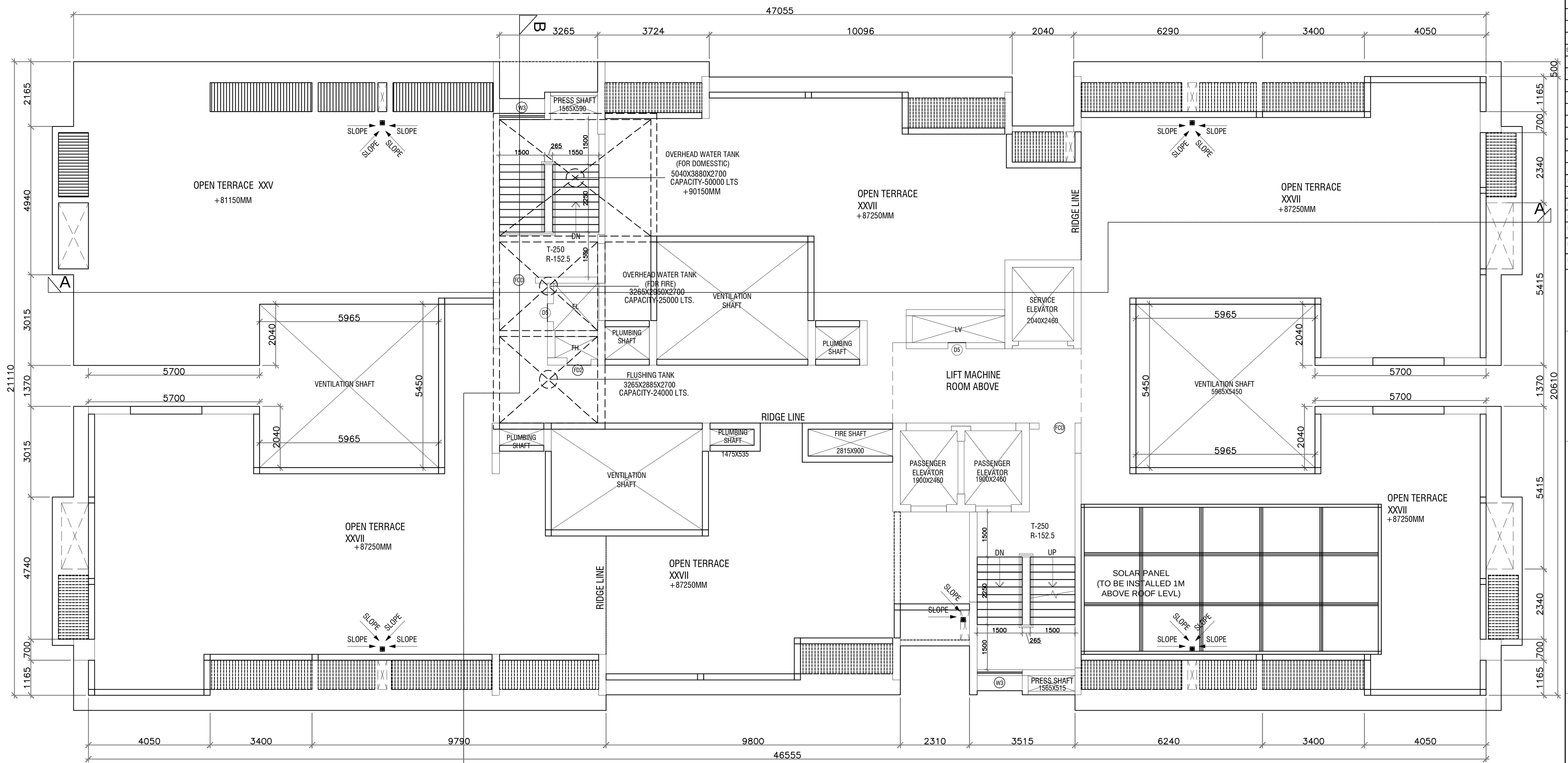

ROOF PLAN

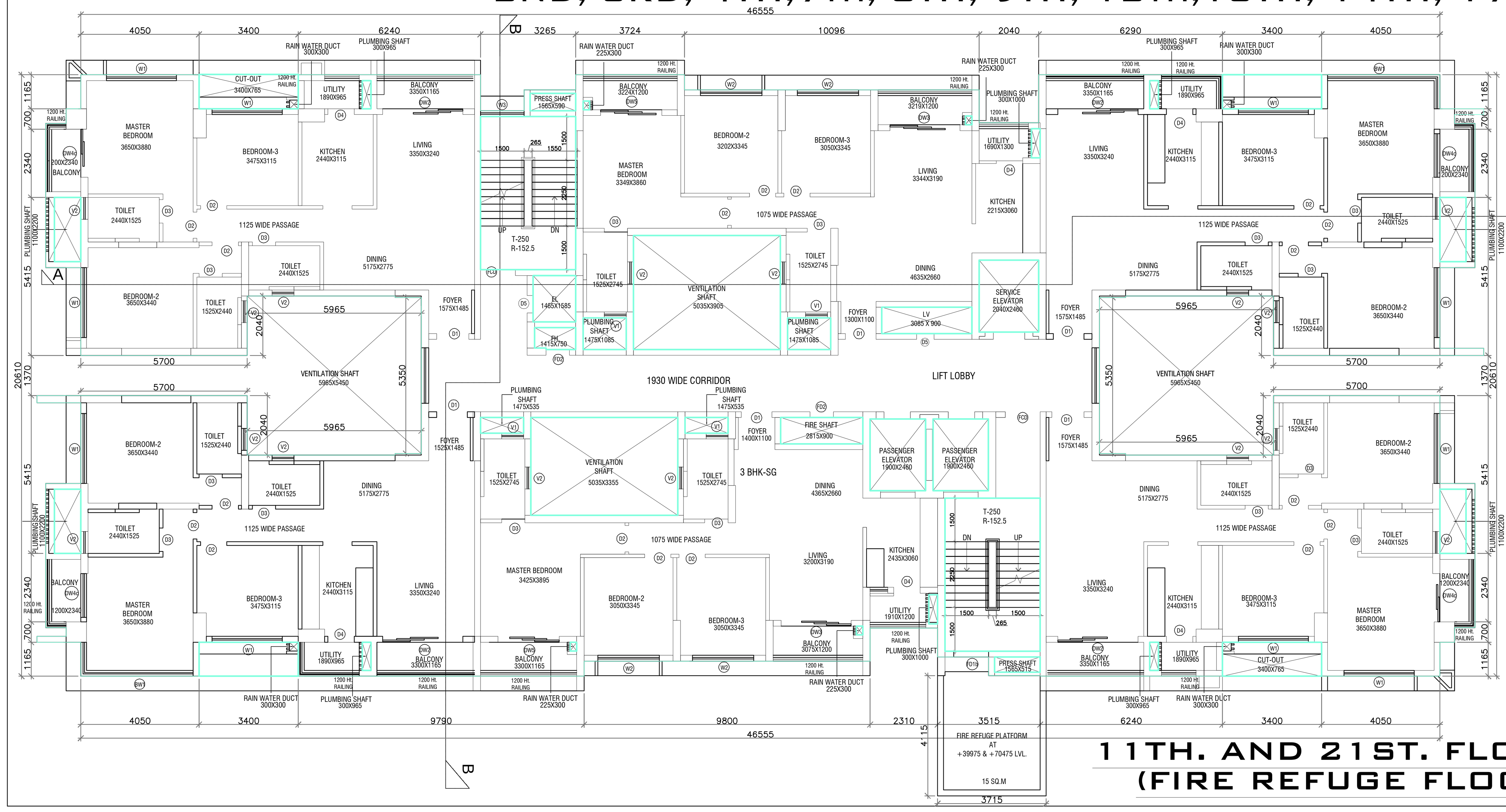

11TH. AND 21ST. FLOOR PLAN
(FIRE REFUGE FLOOR)

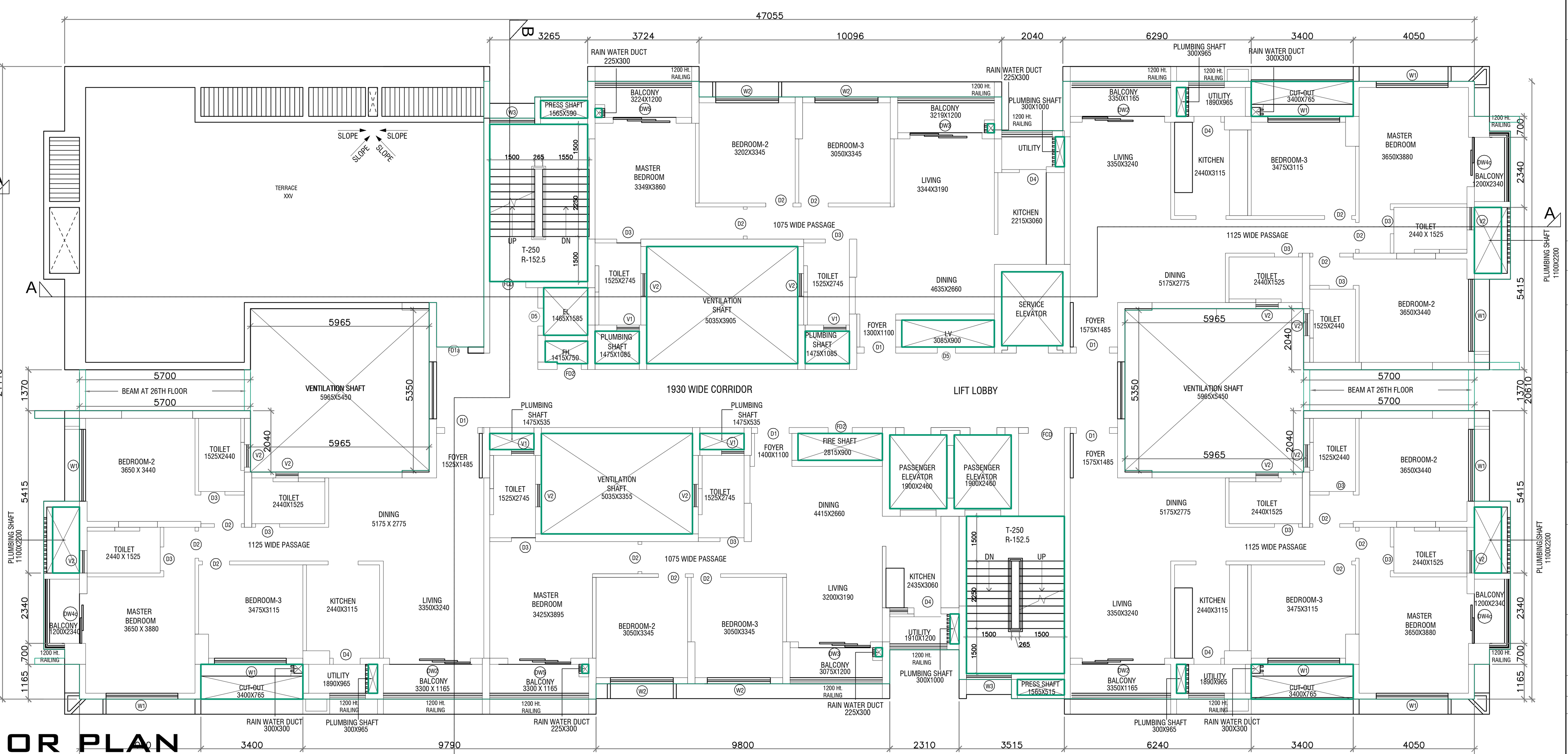

25TH. AND 26TH. FLOOR PLAN

SUKRIT CHATTERJEE

NOTES :-

1. ALL DIMENSIONS ARE IN MM. UNLESS OTHERWISE MENTIONED.
2. ALL EXTERNAL WALLS ARE 200 & 250 THK & INTERNAL WALLS ARE 250, 125 & 100 THK. IF NOT STATED IN 1:4 CEMENT SAND MORTAR.
3. ALL PROJECTION ARE 500 MM.(MAX.)
4. DEPTH OF UNDERGROUND WATER RESERVOIR SHOULD NOT EXCEED THE DEPTH OF FOUNDATION
5. GRADE OF CONCRETE & GRADE OF STEEL USED ARE M20 & Fe500 RESPECTIVELY.
6. R.C.C. FRAMED STRUCTURE.
7. ANY DISCREPANCY IN SCALE, THE WRITTEN DIMENSION SHALL GOVERN.
8. FOR SPECIFICATION OF MATERIALS & WORKMANSHIP N.B.C. 1984 TO BE FOLLOWED.
9. OPEN TERRACE WITH LIME TERRACING OF RATIO 2:2:7.
10. DAMP PROOF COURSE TO BE PROVIDED WITH P.C.C (1:2:4).
11. THE TOP SLAB OF THE U.G RESERVOIR UNDER THE DRIVEWAY SHOULD BE STRUCTURALLY SAFE FOR TAKING THE LOAD OF HEAVY VEHICLES LIKE FIRE TENDERS

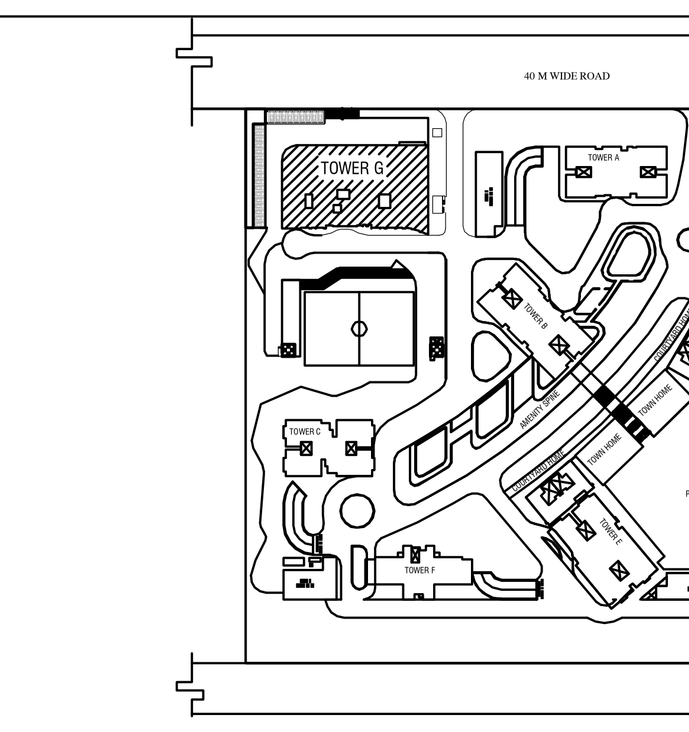

KEY PLAN

NORTH

DOOR MASONRY WALL OPENING SCHEDULE

TYPE	DESCRIPTION	SIZE	LOCATION	CILL	LINTEL
D1	SINGLE SHUTTER WOODEN FIXED PANEL TOP	1050X2450mm	MAIN DOOR	---	2450
D1a	SINGLE SHUTTER WOODEN FIXED PANEL TOP	1050X2600mm	MAIN DOOR 28TH & 29TH FL.	---	2600
D1b	SINGLE SHUTTER WOODEN DOOR	1050X2150mm	DRIVERS ROOM, OFFICES	---	2150
D1c	SINGLE SHUTTER WOODEN DOOR	1050X2150mm	DISABLE RAMP, DISABLE TOILET	---	2150
D2	SINGLE SHUTTER WOODEN FIXED PANEL TOP	900X2450mm	BEDROOM DOOR, KITCHEN (UTILITY DOOR),SERVANT RM.	---	2450
D2a	SINGLE SHUTTER WOODEN FIXED PANEL TOP	900X2600mm	BEDROOM DOOR PENTHOUSE	---	2600
D3	SINGLE SHUTTER WOODEN DOOR	800X2150mm	TOILET DOOR,STORE ROOM	---	2150
D4	DOUBLE SHUTTER GLASS DOOR FIXED PANEL TOP	900X2450mm	KITCHEN DOOR	---	2450
D4a	DOUBLE SHUTTER GLASS DOOR FIXED PANEL TOP	900X2600mm	KITCHEN DOOR 28TH & 29TH FL.	---	2600
D4b	DOUBLE SHUTTER GLASS DOOR FIXED PANEL TOP	1200X2450mm	DINING, DUPLEX LOWER LEVEL TOWER-A	---	2450
D5	SINGLE SHUTTER BAKELITE HYLAM	600X2000mm	SERVICE SHAFT DOOR (LV, ELECT. & PLUMBING SHAFT)	150	2150
D5a	SINGLE SHUTTER BAKELITE HYLAM	600X1700mm	SERVICE SHAFT DOOR (LV, ELECT. & PLUMBING SHAFT)	450	2150
D6	SINGLE SHUTTER WOODEN FIXED PANEL TOP	750X2450mm	SERVENT ROOM DOOR, STORE ROOM	---	2450
D6a	SINGLE SHUTTER WOODEN FIXED PANEL TOP	750X2600mm	SERVENT ROOM DOOR 28TH & 29TH FL.	---	2600
D7	SINGLE SHUTTER METAL DOOR	1050X2150mm	ELECTRICAL SHAFT 7TH & 17TH FLR. TOWER-C	---	2150
D8	SINGLE SHUTTER WOODEN DOOR	1200X2450mm	LIFT LOBBY BASEMENT	---	2450
D9	DOUBLE SHUTTER METAL DOOR	1800X2450mm	FAN ROOM BASEMENT	---	2450
D10	DOUBLE SHUTTER METAL DOOR	1500X2450mm	PUMP ROOM, FAN ROOM	---	2450
D11	DOUBLE SHUTTER METAL DOOR	2100X2450mm	PUMP ROOM, ELCTRICAL PANLE ROOM	---	2450
D12	DOUBLE SHUTTER METAL DOOR	1500X2450mm	PLANT ROOM (WTP)	---	2450
D12a	SINGLE SHUTTER METAL DOOR	1200X2450mm	METER ROOM,BMS ROOM, FIRE CONTROL,GARDEN RM., ELECTRICAL PANLE ROOM.	---	2450
D12b	SINGLE SHUTTER METAL DOOR	1050X2450mm	METER ROOM,LOUNDRY ROOM	---	2450
RS	ROLLING SHUTTER	3000X3050mm	SUBSTATION	---	3050
FD1	SINGLE SHUTTER METAL DOOR	1200X2150mm	STAIRCASE DOOR & REFUGE TERRACE TOWER-C, D&E	---	2150
[illegible]	[illegible]	[illegible]	[illegible]	[illegible]	[illegible]

GLAZING OPENING SCHEDULE

TYPE	DESCRIPTION	SIZE	LOCATION	CILL	LINTEL
[illegible]	[illegible]	[illegible]	[illegible]	[illegible]	[illegible]

WINDOW SCHEDULE

TYPE	DESCRIPTION	SIZE	LOCATION	CILL	LINTEL
DW1	GLAZED SLIDING DOOR	[illegible]	[illegible]	[illegible]	[illegible]
DW1a	GLAZED SLIDING DOOR	[illegible]	[illegible]	[illegible]	[illegible]
DW2	GLAZED SLIDING DOOR	[illegible]	[illegible]	[illegible]	[illegible]
DW3	GLAZED SLIDING DOOR	[illegible]	[illegible]	[illegible]	[illegible]
DW3a	GLAZED SLIDING DOOR	[illegible]	[illegible]	[illegible]	[illegible]
DW3b	GLAZED SLIDING DOOR	[illegible]	[illegible]	[illegible]	[illegible]
DW3c	GLAZED SLIDING DOOR	[illegible]	[illegible]	[illegible]	[illegible]
DW4	GLAZED SLIDING DOOR	[illegible]	[illegible]	[illegible]	[illegible]
DW4a	GLAZED SLIDING DOOR	[illegible]	[illegible]	[illegible]	[illegible]
DW4b	GLAZED SLIDING DOOR	[illegible]	[illegible]	[illegible]	[illegible]
DW5	GLAZED SLIDING DOOR	[illegible]	[illegible]	[illegible]	[illegible]
DW5a	GLAZED SLIDING DOOR	[illegible]	[illegible]	[illegible]	[illegible]
DW5b	GLAZED SLIDING DOOR	[illegible]	[illegible]	[illegible]	[illegible]
DW6	GLAZED SLIDING DOOR	[illegible]	[illegible]	[illegible]	[illegible]
W1	GLAZED SLIDING FIXED PANEL BOTTOM	[illegible]	[illegible]	[illegible]	[illegible]
W1A	GLAZED FIXED PANEL	[illegible]	[illegible]	[illegible]	[illegible]
W1b	GLAZED SLIDING FIXED PANEL BOTTOM	[illegible]	[illegible]	[illegible]	[illegible]
W1c	GLAZED SLIDING FIXED PANEL BOTTOM	[illegible]	[illegible]	[illegible]	[illegible]
W2	GLAZED SLIDING FIXED PANEL BOTTOM	[illegible]	[illegible]	[illegible]	[illegible]
W2a	GLAZED FIXED PANEL	[illegible]	[illegible]	[illegible]	[illegible]
W2b	GLAZED SLIDING FIXED PANEL BOTTOM	[illegible]	[illegible]	[illegible]	[illegible]
W2c	GLAZED SLIDING FIXED PANEL BOTTOM	[illegible]	[illegible]	[illegible]	[illegible]
W2d	GLAZED FIXED PANEL	[illegible]	[illegible]	[illegible]	[illegible]
W3	GLAZED SLIDING	[illegible]	[illegible]	[illegible]	[illegible]
W3a	GLAZED FIXED PANEL	[illegible]	[illegible]	[illegible]	[illegible]
W3b	GLAZED SLIDING FIXED PANEL BOTTOM	[illegible]	[illegible]	[illegible]	[illegible]
W3c	GLAZED SLIDING	[illegible]	[illegible]	[illegible]	[illegible]
W3d	GLAZED SLIDING	[illegible]	[illegible]	[illegible]	[illegible]
W3e	GLAZED SLIDING	[illegible]	[illegible]	[illegible]	[illegible]
W3f	GLAZED SLIDING	[illegible]	[illegible]	[illegible]	[illegible]
W3g	GLAZED SLIDING	[illegible]	[illegible]	[illegible]	[illegible]
[illegible]	[illegible]	[illegible]	[illegible]	[illegible]	[illegible]

SIGNATURE OF OWNER

AMITAVA PAUL
(AUTHORISED SIGNATORY)
FOR TATA HOUSING DEVELOPMENT CO. LTD
PLOT NO-IIG/I, ACTION AREA-II,
RAJARHAT, NEWTOWN, KOLKATA-700 156

CERTIFICATE OF THE ARCHITECT

I CERTIFY THAT ALL THE ARCHITECTURAL DRAWINGS OF THE PROJECT AT PLOT NO IIG/7,HAVE BEEN PREPARED BY ME COMPLYING WITH THE NEW TOWN KOLKATA BUILDING RULES,2009,I ALSO CERTIFY THAT THE PLANS AND DRAWINGS PREPARED BY ME COMPLY WITH ALL PROVISIONS REGARDING THE FIRE PROTECTION AS PER THE PREVAILING NATIONAL BUILDING CODE.I SHALL BE HELD RESPONSIBLE IF ANY INCORRECT INFORMATION IS FURNISHED BY ME OR ANY VIOLATION OR PROVISIONS OF THESE RULES OR THE PREVAILING NATIONAL BUILDING CODE IS FOUND IN ANY OF THE DRAWINGS AND DOCUMENTS ,SIGNED BY ME AND SUBMITTED TO THE SANCTIONING AUTHORITY FOR OBTAINING SANCTION.

SIGNATURE OF ARCHITECT

KAMAL KUMAR PERIWAL
ENROLLMENT NO- ACHR/NKDA/10/00016

CERTIFIED THAT THE STRUCTURAL DRAWINGS AND DESIGN OF BOTH THE FOUNDATION AND SUPERSTRUCTURE OF THE BUILDING/BUILDINGS HAS BEEN MADE CONSIDERING THE SOIL TEST REPORT(AS PER THESE RULES AND REGULATIONS MADE UNDER THE ACT) AND ALSO CONSIDERING ALL POSSIBLE LOADS, SEISMIC LOADS AND THE MOMENTS GENERATED BY THE PROPOSED STRUCTURE AS PER THE BUREAU OF INDIA STANDARD AND NATIONAL BUILDING CODE OF INDIA AND CERTIFIED THAT IT IS SAFE AND STABLE IN ALL RESPECT AND THESE PROVISIONS SHALL BE ADHERED TO DURING THE CONSTRUCTION.

SIGNATURE OF ENGINEER

UTPAL SANTRA
ENROLLMENT NO- STER/NKDA/10/00011

IT IS CERTIFIED THAT THE COMPREHENSIVE GEO-TECHNICAL REPORT ON SOIL INVESTIGATION HAS BEEN PREPARED BY ME FOR DESIGN AND CALCULATION OF THE FOUNDATION BY ANALYZING THE SOIL SAMPLE FOR ESTIMATING THE BEARING CAPACITY OF THE SOIL ON WHICH FOUNDATION OF THE STRUCTURE WILL BE CONSTRUCTED.

I SHALL ALSO CHECK THE NATURE OF THE SOIL AFTER EXCAVATION AT SITE SO THAT FOUNDATION IS EXTENDED UP TO APPROPRIATE DEPTH THAT HAS BEEN PROPOSED IN THE GEO-TECHNICAL REPORT.

SIGNATURE OF THE GEO- TECHNICAL ENGINEER

SHYAMAL KUMAR MITRA
ENROLLMENT NO-GTER-HIDCO/09/00010

FIRE RECOMMENDATION NOTE:-

"ALL RECOMMENDATIONS OF WBF & ES, BSNL AND CIVIL AVIATION AUTHORITY WILL BE STRICTLY ADHERED TO IN THIS PROJECT".

NOTE:
- LIFT OF OTIS HAS BEEN CONSIDERED.
- SCANNED COPY OF BROCHURE IS ATTACHED ALONG WITH.

PROJECT :

ARCHITECTURAL PLAN OF B+G+29 STORIED RESIDENTIAL COMPLEX AT PLOT IIG /7, NEW TOWN, KOLKATA, ACTION AREA = II
FOR TATA HOUSING DEVELOPMENT COMPANY LTD.

CLIENT

TATA HOUSING DEVELOPMENT COMPANY LTD.

ARCHITECT

ARCHITECTS INTERIORS

MAHESHWARI & ASSOCIATES
37A BAKER ROAD, 2ND FLOOR, ALIPORE,
KOLKATA- 700027.
Tel : 65334966,65228584.

TITLE :

11TH. & 21ST. FL. PLAN , TYPICAL FL. PLAN , ROOF PLAN, ABOVE ROOF PLAN

ARCHITECTURAL DRAWING - TOWER G (B+G+26)

NORTH	DRG.NO.	MA/IG-1/SUB/ARCH/ 26		
	REV. DATE	--------	REV. NO.	0
	SCALE	1:100	DEALT	SOM
	DATE	14.06.2016	CHECKED	K.P.

PRODUCED BY AN AUTODESK EDUCATIONAL PRODUCT